

# *Helping newcomers*

Newcomer toolkit





# Table of contents

*01*

Introduction

*02*

Language Barriers

*03*

Cultural Barriers


*04*

Digital Tools

*05*


Q&A





02

# Overcoming Language Barriers






# Strategies

## Repetition & Gestures

Repeat twice, they repeat twice,  
create a gesture together

## Two by Ten

Spend two minutes talking to  
students about anything they find  
interesting for ten days to build a  
relationship.




## SIOP


Sheltered instruction observation  
protocol

## Language Objectives

Choose one area to work on with students: reading,  
writing, listening, or speaking.  
Choose one skill to work on inside that area;  
grammar, complete sentence, using adjectives, etc.



# 03 Overcoming Cultural Barriers





# Culture and Language go hand in hand

## Math & Culture

Math is not a universal language

- Punctuation
- Order of process
- Showing work

## School Culture

Every country also has a different cultural expectation of school behaviors

- Homework
- Copying
- Asking for help (saying yes when they mean no)


## Culture & Behavior

Not all behaviors are what they seem.


- Raising eyebrows
- Talking/socializing in class
- Eye contact

## Family Culture

Interacting with families

- Shaking hands/touch for opposite sex
  - Religious differences
  - Family fears/expectations
- 

# *04* Digital Tools





# Software Tools




Google  
Translate for  
phones



Read&Write



05  
Q&A





[shastasshelf@gmail.com](mailto:shastasshelf@gmail.com)  
[@shastasshelf](https://www.instagram.com/shastasshelf)